

Memorandum

To: Representative Garey Bies
CC: Speaker Jeff Fitzgerald; Majority Leader Scott Suder, Rep. Robin Vos
From: Adam Foltz - Assembly Redistricting Coordinator
Date: 6/19/2011
Re: New Map for the 1st District

District Number & New District Population

As a result of the redistricting process, your district's number did not change and will remain the 1st Assembly District.

Census results showed your current district being under populated by -3,255. The new 1st District has a population of 57,220, making it just -224 people, or -0.40%, off from the new ideal population of 57,444.

Comparison of Key Races in Current 1st Assembly District Versus New 1st Assembly District

Race	Old District %	New District %	Change in Percentage	Old District Votes	New District Votes	Change in Votes
Walker '10	53.12%	53.38%	0.25%	13079	13795	716
JB '10	60.58%	60.74%	0.15%	14659	15428	769
McCain '08	42.50%	42.59%	0.09%	13481	14240	759
JB '06	50.71%	50.70%	0.00%	12992	13661	669
Bush '04	52.28%	52.87%	0.59%	16756	17678	922

**PRIVILEGED &
CONFIDENTIAL**

1

Foltz	
EXHIBIT NO.	100
2-1-12	RPTR BB
For the Record, Inc. (608) 833-0392	

Memorandum

To: Representative Garey Bies
CC: Speaker Jeff Fitzgerald; Majority Leader Scott Suder; Rep. Robin Vos
From: Adam Foltz - Assembly Redistricting Coordinator
Date: 6/19/2011
Re: New Map for the 1st District

District Number & New District Population

As a result of the redistricting process, your district's number did not change and will remain the 1st Assembly District.

Census results showed your current district being under populated by -3,255. The new 1st District has a population of 57,220, making it is just -224 people, or -0.40%, off from the new ideal population of 57,444.

Comparison of Key Races in Current 1st Assembly District Versus New 1st Assembly District

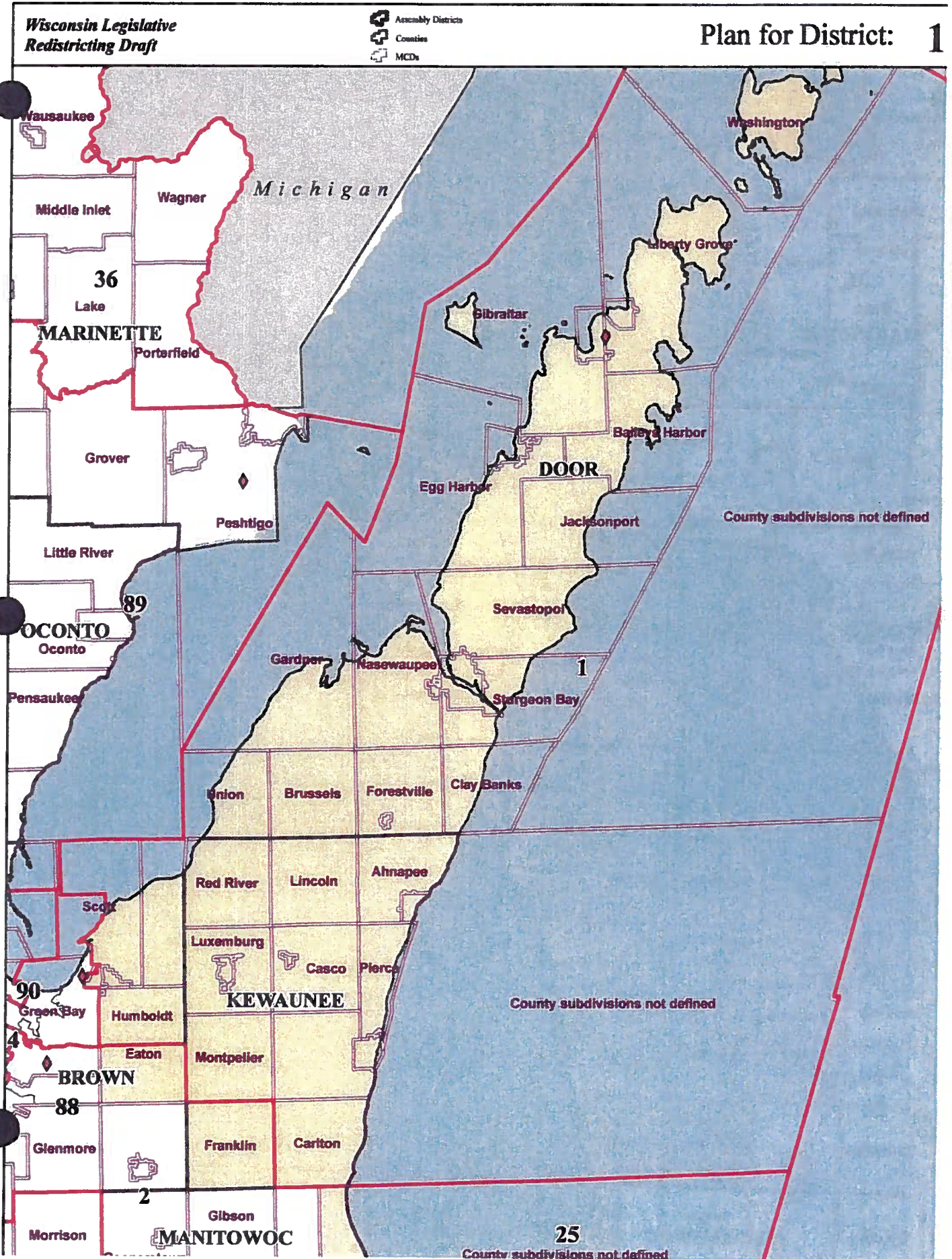
Race	Old District %	New District %	Change in Percentage	Old District Votes	New District Votes	Change in Votes
Walker '10	53.12%	53.38%	0.25%	13079	13795	716
JB '10	60.58%	60.74%	0.15%	14659	15428	769
McCain '08	42.50%	42.59%	0.09%	13481	14240	759
JB '06	50.71%	50.70%	0.00%	12992	13661	669
Bush '04	52.28%	52.87%	0.59%	16756	17678	922

**PRIVILEGED &
CONFIDENTIAL**




Wisconsin Legislative Redistricting Draft

- Assembly Districts
- Counties
- MCDs

Plan for District: 1



Wisconsin Legislative Redistricting Draft

-  Assembly Districts
-  Counties
-  MCDs

Plan for District: 1

